



Kallisto

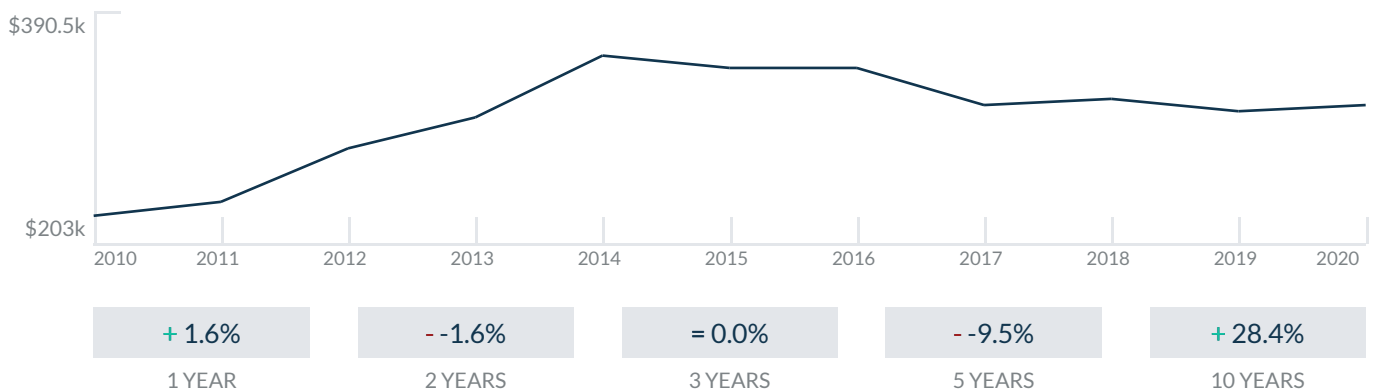
120 Ocean Drive
Miami Beach, FL 33139

Every month we compile this comprehensive market report focus on Kallisto in this convenient and easy to read format. Our datas comes from more than six different sources including MLS Associations, County Offices and Financial Institutions. Get this report for free every month on our website kallistocondosforsale.com.

Property Stats

POSTAL CODE 33139

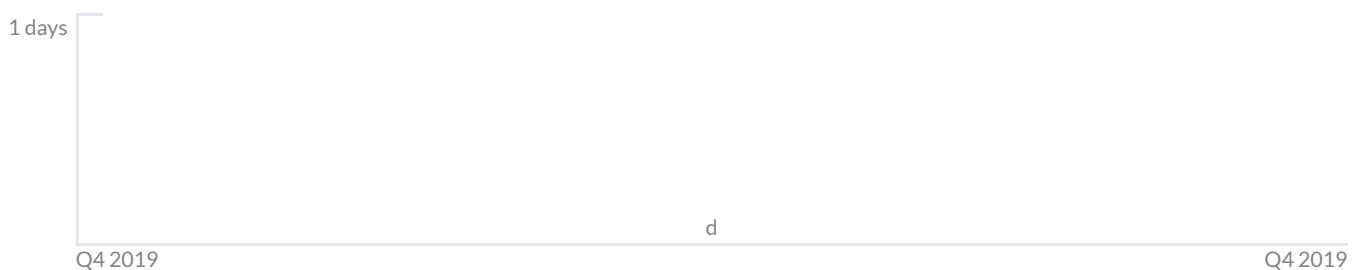
The property stats graph represents the median price evolution since ten years in your postal code area.



Similar Properties

DAYS ON THE MARKET

Everyday 3 months we monitor how many days it takes for similar properties to be sold. This is also a good indicator to know when to buy or sale!



Mortgage Rates

PER YEAR

Understanding mortgage economics is important when you want to buy with a loan. Below is the historical yearly average mortgage rates in the Unites States retrieved from Freddie Mac©

30 YEARS FIXED 4.4%



15 YEARS FIXED 3.9%



5/1-YEAR ADJUSTABLE 3.9%



Schools

CLOSEST

Having good schools nearby is important if you have kids or plan to rent or sell your home. Ratings are retrieved from the leading independent and nonprofit GreatSchools©

ELEMENTARY SCHOOL	MIDDLE SCHOOL	HIGH SCHOOL
School For Advanced Studies-Wolfeboro	Aspira Eugenio Maria De Hostos Youth Leadership Charter School	MS Academy
10/10	1/10	10/10

Insights

IN KALLISTO

Below the average listing prices of available unit per property type.

3 BED

N/A

AVERAGE PRICE

0 FOR SALE

1 FOR RENT

% to %

CAP RATE

Yearly net income when rent

5.3%

NEGOTIABILITY

What you can negotiate

0

AVAILABLE

0

SOLD

Sale within the last month

Activity

SOLD OR RENTED

Below the latest transactions reported by the local MLS Association for Kallisto




\$18,000



UNIT 600

RENTED | JUL 2020



\$7,900,000



UNIT 1500

SOLD | JUL 2020



\$16,000



UNIT 600

RENTED | JUL 2020

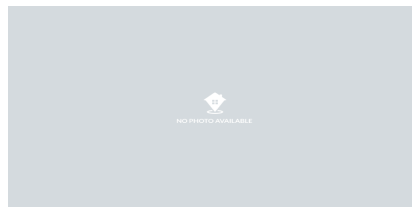


\$18,000



UNIT 700

RENTED | MAY 2016



\$18,000



UNIT 700

RENTED | JUN 2020



\$4,950,000



UNIT 600

SOLD | SEP 2016

Sold

LAST 20 PROPERTIES SOLD IN KALLISTO

Unit	Price	Beds/Baths	\$/Sqft	Sqft	Buying Date	Days on Market
1500	\$7,900,000	3/4	\$2,331.1	3,389	Oct 2019	N/A
600	\$4,950,000	2/2	\$2,554.2	1,938	Dec 2016	72
600	\$4,950,000	2/3	\$2,554.2	1,938	Dec 2016	72
600	\$4,900,000	2/2	\$2,528.4	1,938	Mar 2016	162
600	\$4,900,000	2/21	\$2,528.4	1,938	Mar 2016	162

Rented

LAST 20 PROPERTIES RENTED IN KALLISTO

Unit	Price	Beds/Baths	\$/Sqft	Sqft	Rented Date	Days on Market
600	\$18,000	2/3	\$9.3	1,938	Jan 2020	133
600	\$16,000	2/3	\$8.3	1,938	Jul 2018	32
700	\$18,000	2/2	\$9.3	1,938	Jan 2017	238
700	\$18,000	2/3	\$9.3	1,938	Jan 2017	238
1400	\$28,000	2/2	\$8.3	3,389	Nov 2016	27
1400	\$28,000	2/3	\$8.3	3,389	Nov 2016	27

Currently Listed

ACTIVE LISTINGS 1/1

Unit	Price	Beds/Baths	\$/Sqft	Sqft	Listing Date	Owner
900	\$33,000/mth	3/4	\$9.7	3389	Aug 2020	STEVEN TASLI...